




# Honolulu Police Department *2018 Annual Report*







# Contents


---

Message From the Mayor.....	1
Honolulu Police Commission.....	2
Message From the Chief of Police.....	3
Departmental Organization.....	5
Powers, Duties, and Functions .....	6
Noteworthy.....	7
At a Glance .....	14
Community.....	15
Awards and Honors.....	22
Retirees.....	24
Statistics.....	26
Offenses by Beat.....	31
Acknowledgments.....	47

---



# Message From the Mayor



I am pleased to present the Honolulu Police Department's 2018 Annual Report detailing the structure, functions and responsibilities of the department, and recounting the excellent work and outstanding accomplishments of "Honolulu's Finest."

Under the leadership of Chief Susan Ballard, Deputy Chief John McCarthy, and Deputy Chief Jonathon Grems, the finest police department in the nation is embracing more and newer technologies, and innovating to address increasingly complex issues. I express my heartfelt appreciation to the department for its commitment to serving and protecting with aloha while embracing the ideals of integrity, excellence, accountability and teamwork.

On behalf of the people of the City and County of Honolulu, I salute the officers and civilian employees of the Honolulu Police Department, celebrate their achievements, and thank each of them for their commitment and service to our community.

A handwritten signature in black ink, which appears to read "Kirk Caldwell".

**Kirk Caldwell, Mayor**

City and County of Honolulu



# HONOLULU POLICE COMMISSION



**Loretta A. Sheehan**  
Chair



**Steven H. Levinson**  
Vice Chair



**Karen Chang**  
Commissioner



**Jerry C. Gibson**  
Commissioner



**Dick T. Grimm**  
Commissioner



**Shannon L. Alivado**  
Commissioner



**Carrie K. S. Okinaga**  
Commissioner

The Honolulu Police Commission is made up of seven members who are appointed by the Mayor and confirmed by the City Council. All members serve staggered terms of five years. They volunteer their services and do not receive any compensation.

A chair and vice chair are elected from within its membership every year. The commission chair for 2018 was Ms. Loretta A. Sheehan. Mr. Steven H. Levinson served as vice chair.

The commission has the following mandated responsibilities:

- Appoints and may remove the Chief of Police;
- Evaluates the performance of the Chief of Police at least annually;
- Reviews rules and regulations for the administration of the Honolulu Police Department;
- Reviews the annual budget prepared by the Chief of Police and may make recommendations thereon to the Mayor;
- Compares at least annually the actual achievements of the police department with the goals and objectives in the five-year plan; and
- Receives, considers, and investigates charges brought by the public against the conduct of the department or any of its members and submits a written report of its findings to the Chief of Police.



# Message From the Chief of Police



Aloha,

2018 has been an exciting year for the Honolulu Police Department (HPD). We have launched many new projects and programs and there are more on the way.

Several types of new technology were introduced or updated during the year. The Traffic Division led the department's efforts to transition from traditional paper citations to electronic citations for patrol and traffic enforcement officers. The "e-Citation" eliminates the need for traditional tag books and reduces the time required for traffic stops, making enforcement activity safer for both officers and drivers. The rollout of body-worn cameras continues, with completion anticipated in the fall of 2019. A Video Management Unit, assigned

to the Records and Identification Division, has been created to oversee and manage the video footage. To enhance its response capabilities, the Specialized Services Division acquired a drone and new bomb robot this year.

Significant changes have been made in the area of training and wellness. The field training period for newly graduated officers was shortened from sixteen weeks to nine weeks after it was determined that most were ready to hit the streets after three months. New officers who could benefit from additional training are afforded extra time. The curriculum for existing officers was also evaluated and updated. The department's Peer Support element was revamped and expanded, with more than 50 officers and civilian employees now trained in Critical Incident Stress Management. These volunteers are available 24/7 to assist their fellow employees in time of need.

Finally, the HPD held its first "Retirees and Ohana Reunion" dinner in August. The event was well attended and will become an annual activity. A department-produced lip sync video was released as part of a national law enforcement lip sync challenge, and it too proved to be a hit garnering a million-plus views on social media.


It has truly been a momentous twelve months, and I look forward to the opportunities that 2019 will bring. Thank you for allowing me to serve as your chief.

A handwritten signature in cursive script that reads "Susan Ballard".

**Susan Ballard**

Chief of Police

# HONOLULU POLICE ADMINISTRATION



**ADMINISTRATIVE OPERATIONS**  
**DEPUTY CHIEF**  
Jonathon Grems



**CHIEF OF POLICE**  
Susan Ballard



**FIELD OPERATIONS**  
**DEPUTY CHIEF**  
John D. McCarthy

## **ADMINISTRATIVE BUREAU**



**ASSISTANT CHIEF**  
Clyde K. Ho

## **SUPPORT SERVICES BUREAU**



**ASSISTANT CHIEF**  
Allan T. Nagata

## **SPECIAL FIELD OPERATIONS BUREAU**



**ASSISTANT CHIEF**  
Janet E. Crotteau

## **CENTRAL PATROL BUREAU**



**ASSISTANT CHIEF**  
Sean C. Naito

## **REGIONAL PATROL BUREAU**



**ASSISTANT CHIEF**  
William R. Axt

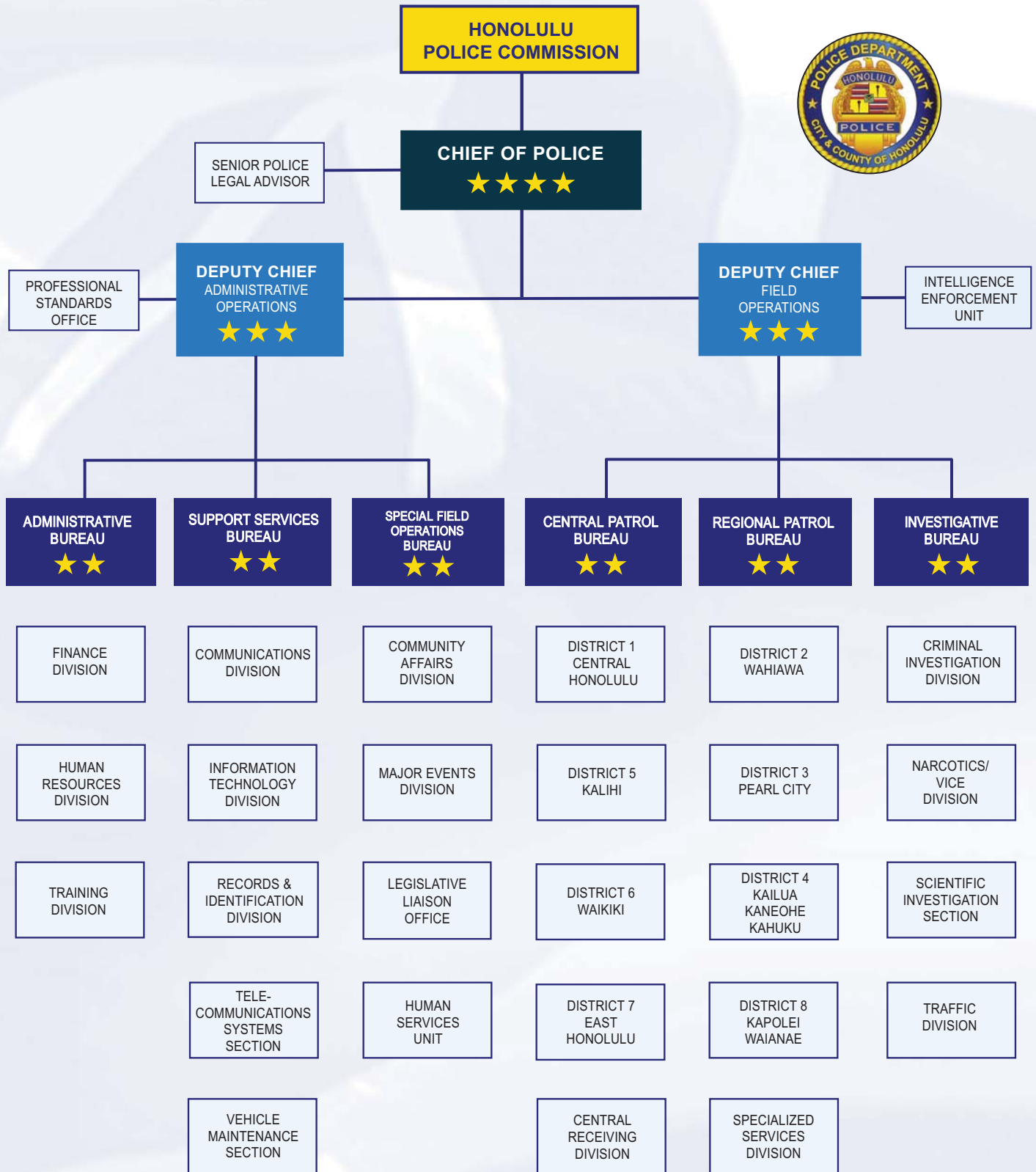
## **INVESTIGATIVE BUREAU**

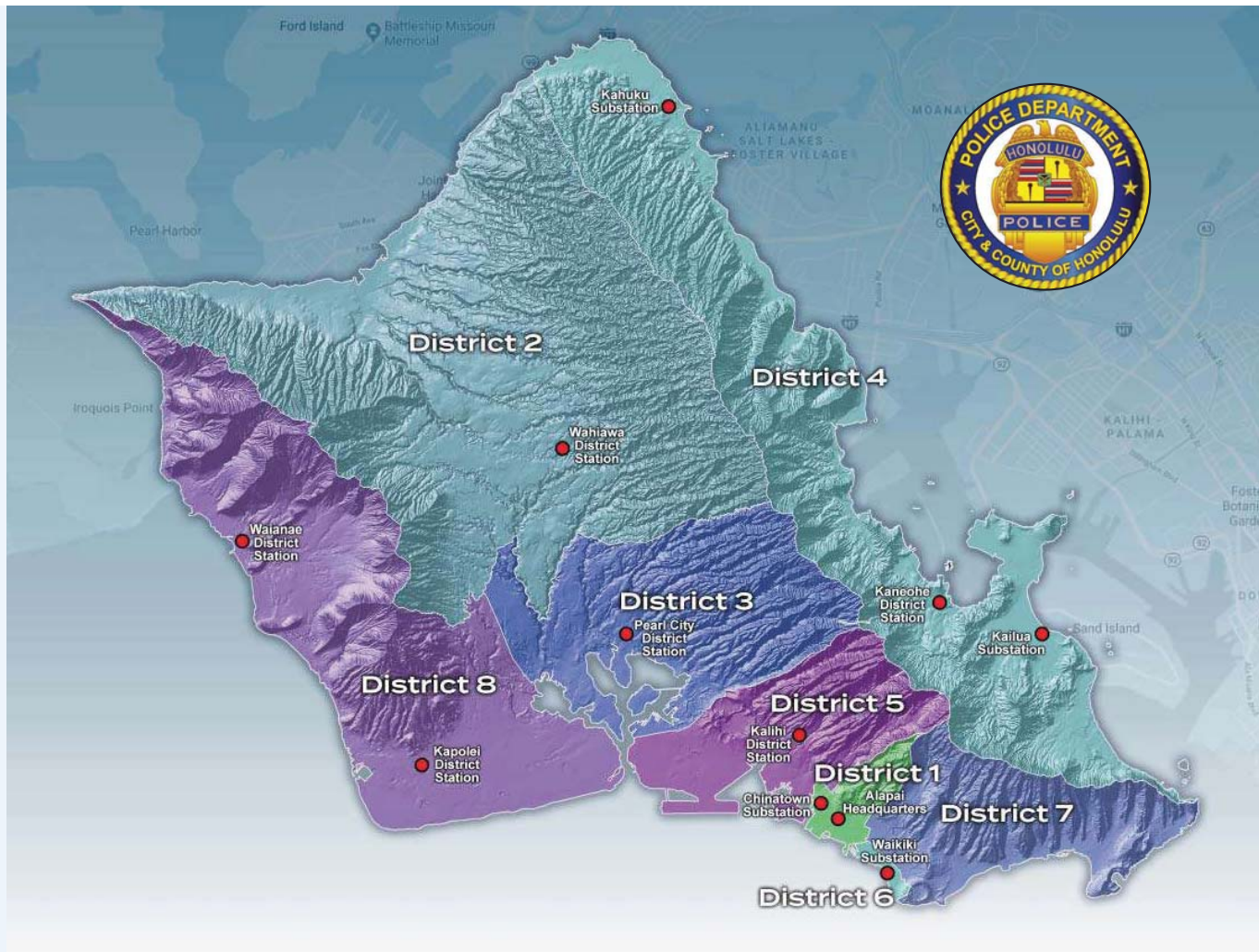


**ASSISTANT CHIEF**  
Lisa A. Mann



# DEPARTMENTAL ORGANIZATION





## Power, Duties, and Functions

The Honolulu Police Department serves as the primary law enforcement agency for the entire island of Oahu. The Chief of Police directs the operation and administration of the department and is responsible for the following:

- preservation of the public peace;
- protection of the rights of persons and property;
- prevention of crime;
- detection and arrest of offenders against the law;
- enforcement and prevention of violations of state laws and city ordinances; and
- service of processes and notices in civil and criminal proceedings.

The department's jurisdiction is the City and County of Honolulu. It includes the entire island of Oahu, which has a circumference of about 137 miles and an area of some 596 square miles. The estimated resident population is about 980,080, which includes military personnel but not tourists.

For police operations, the island is divided into eight patrol districts; each district is subdivided into sectors and beats. The department's headquarters is at 801 South Beretania Street in downtown Honolulu. District stations are found in Kalihi, Kaneohe, Kapolei, Pearl City, Wahiawa, and Waianae.





## Alternative Call Servicing (ACS)

In 1993, the Honolulu Police Department (HPD) began the ACS program, which allowed members of the community to initiate police reports over the telephone. However, in 2005, the program was discontinued.

On August 1, 2018, the ACS program was revived after 13 years as a way to provide non-emergency police service to the community. In the first five months of operation, the ACS handled 4,873 cases, Monday to Friday, from 6 a.m. to 10 p.m. Of these cases, 2,460 were miscellaneous reports, 633 cases were for vehicle break-ins, 610 cases were for lost property, and 1,170 were theft-type cases.

The main advantages of the ACS are the reduction of cases, response times, and workload for patrol officers. Patrol districts are frequently challenged with staffing issues and, the ACS allows patrol officers to more efficiently respond to emergency calls. Through the ACS, community members can now report issues that they may not have previously considered significant enough to report via 911.

Officers assigned to the ACS will have the time and resources to provide the complainant with a police report.

Currently, the ACS is staffed with two sergeants and ten officers. Metropolitan Police Recruits in the Field Training and Evaluation Program are also cycled through the ACS program as part of their training.







## Aloha Candies


In August 2017, Narcotics/Vice Division officers collaborated with Federal Bureau of Investigation (FBI) agents in a large-scale narcotics interception operation called Aloha Candies. This operation was a part of the Hawaii Interagency Metropolitan Police Apprehension Crime Task Force and the FBI Task Force assigned to the Hawaii High Intensity Drug Trafficking Area. The operation was initiated after the task force was informed about an individual distributing a large amount of methamphetamine. Intelligence gathered revealed that the methamphetamine was being sourced from Southern California. The source was positively identified with the assistance of the Homeland Security Investigation California (HSI-CALI). Through surveillance and the assistance of the U.S. Postal Inspection Service, several parcels containing methamphetamine and cash were intercepted in Honolulu. With the intelligence provided by the Honolulu Police Department and FBI Honolulu, HSI-CALI was also able to seize large amounts of methamphetamine and cash in California. In the middle of 2018, the investigation resulted in 9 search warrants and 12 arrests in Honolulu and 9 search warrants and 9 arrests in California. The result of this operation was the seizure of 54,884.7 grams of methamphetamine (street value of \$16,465,410), 1,814.37 grams of marijuana (street value of \$217,724), and \$107,419 in U.S. currency.





## ANDROS FX

In 2018, the Specialized Services Division (SSD) secured grant funding through the Department of Homeland Security to attain a new bomb response and mitigation robot. The ANDROS FX has the latest technology in robot applications available on the market and is designed to address large-scale bomb scene situations such as vehicle borne explosive devices. The acquisition of the ANDROS FX will enhance the SSD's Bomb Squad's ability to assist other agencies (e.g., Honolulu Fire Department HAZMAT, Hawaii Department of Health, and Honolulu Department Emergency Management) during possible radiological incidents or in response to and mitigation of hazardous environment or chemical, biological, radiological, nuclear, and high-yield explosives incidents.



## Body-Worn Camera (BWC) Update

District 1 was the first district to roll out the BWCs. Within District 1, the Second Watch (officers on patrol from 6 a.m. to 3 p.m.) and Fourth Watch (newly graduated officers) were the first groups to receive BWCs. The Third Watch (officers on patrol from 2 p.m. to 11 p.m.) followed in September 2018, and the First Watch (officers on patrol from 10 p.m. to 7 a.m.) and Bicycle Detail in October 2018. In 2018, a total of 160 District 1 personnel were trained, and 139 BWCs were issued.

District 6 was the second district that began using the BWCs. The District's Second Watch officers were issued their BWCs in November 2018, and the Third Watch soon followed in December 2018. In 2018, a total of 69 District 6 officers were trained and 58 BWCs were issued.

In 2018, 31,888 BWC videos were captured by officers on patrol. Approximately 25,770 of those videos were associated with a police report or a citation. Among the 25,770 videos, there were 16,753 unique police reports or citation numbers. The Honolulu Police Department plans to deploy a total of 1,200 BWCs to all of its patrol and traffic enforcement officers.

The Records and Identification Division has established the Video Management Unit (VMU), which is responsible for overseeing the video storage, inventory, equipment, and auditing process for the BWCs. Creating the VMU in the Records and Identification Division entailed moving the firearms archival records from the Alapai headquarters to the Hart Street warehouse to create room for the new unit. Also, the VMU worked with the Information Technology Division and the city's Department of Facility Maintenance to bring power outlets and computer network connections to this new work area



and install computer workstations for the unit's six officers and one sergeant. Additionally, this unit has also taken over the management of the department's Access Control and Monitoring System videos.



## E-Citations

On August 27, 2018, Traffic Division officers began implementing the new e-Citation pilot project. The project allows officers to issue citations to motorists using computer tablets and to print the motorists' copies using portable printers. Data from citations are transmitted wirelessly in real time to a server where it can be shared with the prosecutors and the courts.

Nine Honolulu Police Department (HPD) employees were handpicked to begin phase one of the project that lasted 71 days. During that time, 2,994 citations were issued. This accounted for 4.35 percent of all citations received by the Traffic Violations Bureau during the same time period.

The e-Citation project has increased the rate in which citations can be issued. By the end of the first phase, 76 percent of citations were completed in under three minutes compared to an average of over seven minutes to issue citations using a pen and paper. This results in motorists and officers spending less time at the roadside on traffic stops.

E-Citations were entered into the Traffic Violations Bureau's records management system in an average of 2.22 days, compared to an average of 7.95 days for citations that were issued using a pen and paper. Additionally, the HPD now has access to the citations in a searchable database with geo-located data.

Phase two began on November 7, 2018, with 61 additional employees being trained and equipped with tablets to issue e-Citations. Currently, e-Citations are only being issued within the Honolulu District Court boundaries. As the Hawaii Judiciary continues to expand training and implementation, the e-Citation solution will eventually be deployed islandwide.



## Joint Outreach Center




In June 2018, the Joint Outreach Center (JOC) opened its doors on North Hotel Street next to the Chinatown Police Station. The JOC provides free medical services, similar to an urgent care center, in addition to social services to those in need. The JOC was created in collaboration with the Hawaii Homeless Healthcare Hui, Institute for Human Services, Hawaii Health and Harm Reduction Center, Kalihi-Palama Health Center, and Honolulu Police Department.

Emergency room and private physicians donate their time to provide free medical services to the homeless and those who cannot afford such services. The JOC also offers social services and drug interdiction programs.

By December 2018, the JOC started treating arrested persons for minor injuries and/or illnesses before processing at the Central Receiving Desk. With the availability of the JOC, officers are able to process arrestees promptly. The Center also helps reduce waiting periods experienced in emergency rooms in the area.





## Waikiki Cameras

Waikiki currently has ten street cameras that monitor traffic and other activities. Through partnerships with the Waikiki Business Improvement District Association (WBIDA) and the Hawaii Tourism Authority (HTA), funding was provided for 43 new street cameras throughout Waikiki. Sixteen will be installed in 2019 and 33 will be installed over the next several years. District 6 is in partnership with the city's Department of Information Technology in determining the locations and installation of the cameras. The cameras will be able to monitor daily traffic and large events such as Halloween, New Year's Eve, and parades.



# At a Glance...

## 911 Calls

In 2018, the Communications Division received 1,034,193 calls for service of which 896,735 (87 percent) were for police services. The division's operators routed 31,991 calls to the Honolulu Fire Department; 97,756 calls to the Emergency Medical Services Division and 569 to the Ocean Safety and Lifeguard Services Division, Honolulu Emergency Services Department. Slightly more than 7,000 calls were for miscellaneous services which include, but not limited to, calls for the Crisis Center, Poison Control, Regional Dispatch Center, and the neighbor island Public Safety Answering Points.

911 Calls	2017	2018	% Change
Honolulu Police Department	882,091	896,735	1.7%
Emergency	378,037	393,709	4.2%
Nonemergency	504,054	503,026	-0.2%
Honolulu Fire Department	33,234	31,991	-3.7%
Emergency Medical Services	99,926	97,756	-2.2%
Ocean Safety and Lifeguard Services	545	569	4.4%
Miscellaneous	7,022	7,142	1.7%
<b>Total</b>	<b>1,022,818</b>	<b>1,034,193</b>	<b>1.1%</b>

## Central Receiving Division

The Central Receiving Division is responsible for processing and detaining arrestees safely and securely. In 2018, divisional personnel processed a total of 15,277 adult and juvenile arrestees, provided 41,843 meals, and transported 9,679 arrestees to the court detention facility. On average, about 1,640 individuals were held overnight each month for a total of 19,682 overnight detainees in 2018.



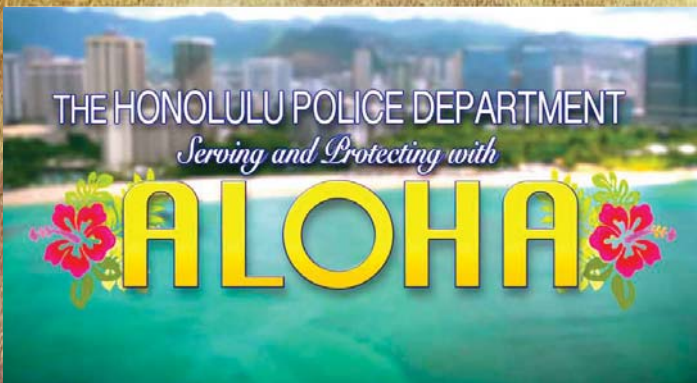


## Junior Police Officers (JPOs)

The JPO program is administered by the Honolulu Police Department's Traffic Division and is the only student traffic assistance program in the country. The JPOs learn and develop leadership skills and civic responsibilities, which include maintaining a safe pedestrian environment around their schools for their fellow students. The program was started in 1921, and about 70 elementary schools currently participate across the island.

On April 6, 2018, a JPO Field Day was held at the Patsy T. Mink Central Oahu Regional Park with approximately 2,500 students and 400 adults in attendance. Teams lined up to perform drills and were judged by members of the U.S. Marine Corps. A formal program followed the drills, and the JPOs were presented with medals and certificates. In addition, the Specialized Services Division brought its Canine Unit, Helicopter Section, and bomb squad equipment. The JPOs were also given the opportunity to check out motorcycles used by the Traffic Division.





## Law Enforcement Lip Sync challenge

In 2018, a lip sync challenge involving law enforcement officers erupted on social media and quickly went viral across the nation. After numerous requests from employees as well as our community, Officer Don Faumuina approached Chief Susan Ballard to discuss his vision in producing a lip sync video. Officer Faumuina shared that he wanted to create a video that would help improve the department's morale and community relations as well as serve as a recruitment tool by highlighting our officers, island home, and music. Chief Ballard approved the filming of the lip sync video.

After a month of filming, the video was released on September 20, 2018, and it reached over a million people worldwide through various social media sites. The video helped the Honolulu Police Department (HPD) gain an incredible amount of positive exposure. The video showcased the diversity of talent within the department by featuring Polynesian fire dancing, lion dancing, break dancing, hula, and canoe paddling in addition to lip syncing to "Spread A Little Aloha."

The HPD lip sync video was created and filmed by HPD personnel. There were no added or outside costs for its production. This video is a prime example of how one officer's idea can create such a positive impact and bring the department and community together.

To watch the video, visit:

[https://www.youtube.com/watch?v=T1S\\_p81sZPI](https://www.youtube.com/watch?v=T1S_p81sZPI).





## Kau Kau with a Cop

In October 2018, District 4 Community Policing Team (CPT) Officers Walter Espiritu and Alvin Kahawaii established a pilot mentorship program at Kapunahala Elementary School with a focus on at-risk youths in the 6th grade. CPT officers visited the elementary school two to three times a month since the program began during the students' lunch break to share meals and conversation. On the visits, officers highlighted the importance of making good decisions and life choices while building relationships and trust with the at-risk youths. There are plans in place to expand the program to other schools in District 4 (Kaneohe/Kailua/Kahuku).





## Peer Support Team

The Peer Support Team was reestablished in early 2018. In June, 30 Peer Support Team members consisting of officers, civilians, reserves, retirees, and chaplains were trained in Critical Incident Stress Management, which certifies them to assist individuals in crisis and provide group crisis intervention for critical incidents. Forty additional, prospective Peer Support Team members were interviewed in September and trained by February 2019. A 24-hour hotline (723-PEER) was created to give all Honolulu Police Department (HPD) personnel immediate access to peer support services.

Working with the department's Human Services Unit and Chaplains Corp Unit, the State of Hawaii Organization of Police Officers, and the Family Assistance Support Team, the Peer Support Team responded to nine critical incidents, conducted four Critical Incident Stress Debriefings, and provided a total of over 72 hours of service to numerous HPD personnel and their families this past year.





## Keiki and Cops

Each year, HPD officers host and participate in numerous programs to build better relationships with the keiki in the communities they serve. The objectives of these programs include connecting with the community, mentoring at-risk youths, and bringing joy to underprivileged children. These events help keiki learn to make good choices and that police officers are allies who are there to support them and their families. A few of the events that took place around the island in 2018 were:

### Halloween with a Hero - District 1

Halloween with a Hero invites first responders to "Trick or Treat" with underprivileged children from the Institute for Human Services. In 2018, the event was held at the Ala Moana Center and included first responders from the HPD, Honolulu Fire Department, Honolulu Emergency Medical Services Department (EMS), military police, and medical students from the University of Hawaii at Manoa John A. Burns School of Medicine.





## Keiki and Cops (continued)

### **Real and Powerful (RAP) Program - District 5**

This program runs throughout the school year and includes presentations by officers on topics such as "Who am I?", Juvenile Laws, Keys to Success, ABCs (Attitude, Belief, and Courage) of Life, Cyberbullying, Bullying, Nutrition and Fitness, and Drug Awareness. The program includes presentations about life choices by LIFE 360, Adult Friends for Youth, and Drug Free Hawaii.

### **Aloha Christmas Party - District 6**

District 6 personnel collaborated with the Hawaii Visitors and Convention Bureau and several other community donors to plan and host the Aloha Christmas party for keiki who attend President Thomas Jefferson Elementary School. Participants celebrated the holiday season while enjoying food, performances, and a visit from Santa who brought gifts for all the keiki at the event.

### **H2O Watersports Program - District 8**

The H2O Watersports program is an opportunity for the district's Community Policing Team officers to mentor and interact with the district's youths through beach activities while teaching participants the importance of maintaining a healthy lifestyle. Participants interact and socialize with officers in a relaxed and enjoyable environment thus helping to bridge communication gaps.







## 2018 HPD Retirees and Ohana Reunion

The Honolulu Police Department's Retirees and Ohana Reunion was held in the Hibiscus Room at the Ala Moana Hotel on August 16, 2018. Almost 400 HPD retirees, employees, and family members attended the reunion. The 2015, 2016, and 2017 retirees were recognized for their service at this reunion. It was a great opportunity for retirees to reconnect with past and current employees in a festive atmosphere with delicious food and entertainment.



The entertainment was provided by retired Captain Alan Arita (mentalist), Mr. Bradley Choy (magician), Ms. Mele Apana from Hawaiian 105 KINE (Mistress of Ceremony), Mr. Kaleo Pilanca (comedian), and Precision Sound (dinner music). The Opening Oli (Hawaiian chant) and invocation were performed by Mr. Laiana Kanoa-Wong. A reunion video was prepared by retired Officer Eddie Croom and presented at the reunion. The event was made possible with support from the Honolulu Police Relief Association, Hawaii Law Enforcement Federal Credit Union, anonymous donors, and current and former HPD employees.





# Awards and Honors



## Departmental Awards



**Police Officer of the Year**  
Officer Kazunari Fujimura



**Police Corporal of the Year**  
Corporal Anthony S. Chong



**Sergeant of the Year**  
Sergeant Jerome A. Pacarro



**Detective of the Year**  
Detective Doris R. Stephenson



**Lieutenant of the Year**  
Lieutenant Mike K. Lambert



**Reserve Officer of the Year**  
Reserve Officer Terrence Y. V. Kong



**Citizenship Award**  
Ms. Yukiko Murata



**Civilian Employee of the Year**  
Mr. Barrie W. Chua-Chiaco



**Civilian Manager/Supervisor of the Year**  
Ms. Janet A. L. Sakamoto



**Police Parent of the Year**  
Lieutenant Patricia-Ann P. Heely





## Bronze Medal of Merit



### **Officer Keegan L. Shepherd-Jones**

On the morning of July 2, 2018, while conducting speed enforcement on the Moanalua Freeway, Officer Shepherd-Jones observed a vehicle speeding in the right shoulder lane. Due to the speed of the vehicle, the driver was unable to negotiate the right turn onto Salt Lake Boulevard and struck the raised traffic island, causing the vehicle to go airborne into another vehicle.

Immediately, Officer Shepherd-Jones contacted HPD Dispatch and requested the Honolulu Fire Department for an extrication-type rescue and ambulance. Without hesitation, he noticed that one of the vehicle's engine bay was on fire and immediately ran to assist the driver. Officer Shepherd-Jones used his baton to shatter the window and pulled the driver out of the vehicle to safety.

In the other vehicle, Officer Shepherd-Jones decided the quickest way to get the driver out was to cut through the driver's seatbelt and airbag. At that time, Officer Dumaran arrived on scene and ran to assist in safely removing the driver from the vehicle fire. Officers Shepherd-Jones and Dumaran took action in saving lives before other emergency personnel arrived.



### **Officer William M. Takvorian**

On October 29, 2018, Officers Jooney Hong and William Takvorian responded to a call of a person throwing objects from a condominium located on Ala Wai Boulevard. They both arrived on scene and observed through a glass window a male covered in blood and wielding a knife. When the male noticed both officers, he started yelling and threatened to harm his hostage. Officer Takvorian confirmed that he could hear someone from inside the unit yelling for help.

Both officers entered the front door and took cover inside the living room. Officer Takvorian identified himself as a police officer. The male suspect kept throwing objects against the walls, and he threw a meat cleaver nearly striking Officer Hong. The male suspect continued yelling, trying to provoke Officers Hong and Takvorian to shoot him. Officer Takvorian managed to develop a rapport with the male suspect and confirmed the suspect was holding his roommate hostage. When the Specialized Services Division and the Honolulu Police Department hostage negotiators arrived, Officer Takvorian continued as the lead negotiator. After hours of constant negotiations, Officer Takvorian convinced the male suspect to release the hostage and surrender peacefully.

# 2018 RETIREES

**Augustine O. Agas Jr.**  
30 Years  
Metropolitan Police Corporal

**Lori L. Aguilar**  
36 Years  
Senior Clerk Stenographer

**Edward M. Ah Chong**  
35 Years  
Metropolitan Police Lieutenant

**Nicholas K. Akaka**  
29 Years  
Metropolitan Police Sergeant

**Claire R. Alonzo**  
13 Years  
Police Documents Clerk

**Raymond A. Ancheta**  
35 Years  
Metropolitan Police Major

**Steven E. Ariola**  
31 Years  
Metropolitan Police Sergeant

**George P. Ashak**  
13 Years  
Police Commission Investigator

**William R. Axt**  
28 Years  
Assistant Chief of Police

**William J. Baldwin**  
31 Years  
Metropolitan Police Major

**Robert L. Beatty**  
32 Years  
Metropolitan Police Sergeant

**Aaron Bernal**  
26 Years  
Metropolitan Police Corporal

**Phillip W. Buchanan**  
29 Years  
Metropolitan Police Lieutenant

**Robert E. Burns Jr.**  
32 Years  
Metropolitan Police Sergeant

**Antonio Bustamante Jr.**  
21 Years  
Metropolitan Police Corporal

**Reginald J. Caneda II**  
28 Years  
Metropolitan Police Detective

**Andrew D. Castro**  
31 Years  
Metropolitan Police Captain

**Jay J. K. Chang**  
27 Years  
Metropolitan Police Lieutenant

**James A. C. K. Chee Jr.**  
30 Years  
Metropolitan Police Sergeant

**Ronald E. Chow**  
25 Years  
Reserve Officer

**Colin K. L. H. Chung**  
26 Years  
Metropolitan Police Corporal

**Robert J. Cobangbang**  
25 Years  
Metropolitan Police Corporal

**Stanley Collins Jr.**  
27 Years  
Metropolitan Police Corporal

**Michael K. Cusumano**  
28 Years  
Metropolitan Police Lieutenant

**David A. Deitschman**  
17 Years  
Metropolitan Police Corporal

**Prudencio G. Dela Cruz Jr.**  
29 Years  
Metropolitan Police Sergeant

**John J. Dorsey**  
26 Years  
Metropolitan Police Corporal

**Kevin Y. K. Fong**  
20 Years  
Supervising Parking Violations Clerk

**John M. Frierson Sr.**  
25 Years  
Metropolitan Police Corporal

**Steven W. Froeschle**  
31 Years  
Metropolitan Police Corporal

**Stanley T. Garcia**  
33 Years  
Metropolitan Police Sergeant

**Kose Godinet**  
19 Years  
Metropolitan Police Corporal

**Richard G. Gonsales**  
32 Years  
Reserve Officer

**Loanna C. Haae**  
26 Years  
Senior Clerk Typist

**Zane D. Hamrick**  
24 Years  
Metropolitan Police Sergeant

**Roy I. Hayamoto**  
30 Years  
Metropolitan Police Lieutenant

**Patricia-Ann P. Heely**  
21 Years  
Metropolitan Police Lieutenant

**Bryan W. Hew**  
29 Years  
Metropolitan Police Sergeant

**Theresa F. A. Inouye**  
20 Years  
Senior Clerk Typist

**Rodney N. Isagawa**  
29 Years  
Metropolitan Police Sergeant

**Dennis M. Ishimoto**  
33 Years  
Photographic Technician II

**Sandra S. L. Isokane**  
37 Years  
Fingerprint Record Examiner II

**Richard Y. S. Jang**  
25 Years  
Metropolitan Police Sergeant

**Josephine H. Kaanehe**  
31 Years  
Metropolitan Police Sergeant

**Brent A. Kagawa**  
25 Years  
Metropolitan Police Captain

**Neal M. Kaminaga**  
31 Years  
Metropolitan Police Detective

**Nadine K. Kaneshiro**  
20 Years  
Parking Violations Clerk III

**Stacey T. Kapeliela**  
31 Years  
Metropolitan Police Lieutenant

**James K. Kaulia**  
32 Years  
Police Radio Dispatcher II

**Jayson M. G. Kauwenaole**  
31 Years  
Metropolitan Police Captain

**Sam K. Keliikipi**  
18 Years  
Metropolitan Police Officer

**Cynthia M. Kim**  
20 Years  
Parking Violations Clerk III

**Jason J. Kimura**  
29 Years  
Metropolitan Police Sergeant

**John P. Ko**  
10 Years  
Police Commission Investigator

**Dee Ann Koanui**  
31 Years  
Metropolitan Police Lieutenant

**Larry R. Lawson**  
25 Years  
Metropolitan Police Major

**Baron C. H. Lee**  
30 Years  
Metropolitan Police Lieutenant

**Andrew S. Lum**  
29 Years  
Metropolitan Police Major

**Raymond N. Lurbe**  
32 Years  
Metropolitan Police Sergeant

**Tenari R. Ma'afala**  
28 Years  
Metropolitan Police Sergeant



# 2018 RETIREES (CONTINUED)

**Donald L. Marumoto**

46 Years

Metropolitan Police Corporal

**Anthony C. Matchen**

27 Years

Metropolitan Police Sergeant

**Eric G. Matsumoto**

32 Years

Metropolitan Police Officer

**Cynthia D. McKay**

10 Years

Senior Clerk Typist

**Stewart M. Miura**

35 Years

Service Station Attendant I

**Peter H. Nakagawa**

31 Years

Reserve Officer

**Iris S. Nakamura**

42 Years

Secretary III

**Paula N. Nakamura-Goodall**

26 Years

Metropolitan Police Corporal

**Mona J. L. Neill**

8 Years

Parking Violations Clerk I

**Paul V. Nobriga Jr.**

32 Years

Metropolitan Police Sergeant

**Robert G. Oakes**

28 Years

Metropolitan Police Sergeant

**Jeffrey Y. Omine**

27 Years

Metropolitan Police Sergeant

**Mitchell Y. Ono**

28 Years

Metropolitan Police Sergeant

**Kelly K. Pahio**

27 Years

Metropolitan Police Sergeant

**John Palimoo**

32 Years

Metropolitan Police Corporal

**Keith A. K. Pimenta**

28 Years

Metropolitan Police Sergeant

**William A. Query**

21 Years

Metropolitan Police Corporal

**Terence L. Radford**

22 Years

Metropolitan Police Corporal

**John M. Rathjen**

23 Years

Metropolitan Police Sergeant

**Troy C. Richards**

26 Years

Metropolitan Police Corporal

**Richard C. Robinson**

29 Years

Assistant Chief of Police

**George E. Silva III**

27 Years

Metropolitan Police Corporal

**Jack R. Smyth Jr.**

10 Years

Work Program Coordinator

**Timothy T. Spencer**

29 Years

Metropolitan Police Sergeant

**Roy Y. Sugimoto**

30 Years

Metropolitan Police Major

**Victorino C. Tolentino Jr.**

31 Years

Metropolitan Police Detective

**Mark R. Tsuyemura**

3 Years

Management Analyst 6

**Tony J. Tsuha**

25 Years

Police Radio Dispatcher II

**Keith S. Vegas**

31 Years

Metropolitan Police Sergeant

**Marietta K. Vicens**

37 Years

Supervising Police Radio Dispatcher

**William T. Weisskopf**

34 Years

Metropolitan Police Lieutenant

**Russell A. Won**

26 Years

Metropolitan Police Lieutenant

**Bradley M. Yamada**

28 Years

Metropolitan Police Corporal

**Kevin M. Yamasaki**

22 Years

Metropolitan Police Corporal

**Alan S. Yamauchi**

29 Years

Radio Technician I

**Stuart B. Yano**

30 Years

Metropolitan Police Detective

**Eric Y. N. Yiu**

30 Years

Metropolitan Police Lieutenant

# Statistics 2018

Violent and property crimes are categorized into seven serious offenses called index crimes, which are used to define trends over time and make comparisons across the nation. The statistics for index crimes are prepared and submitted to the Federal Bureau of Investigation's Uniform Crime Reporting Program on a regular basis. Index crimes consist of four types of violent crimes (murder, forcible rape, robbery, and aggravated assault) and three types of property crimes (burglary, larceny-theft, and motor vehicle theft). Definitions for the crimes are on page 30.

Table 1: Crime Index

OFFENSES	2014	2015	2016	2017	2018
Murder	19	15	16	32	24
Forcible Rape	320	318	382	285	333
Robbery	768	896	836	908	803
Aggravated Assault	1,165	1,208	1,164	1,214	1,280
<b>VIOLENT CRIME</b>	<b>2,272</b>	<b>2,437</b>	<b>2,398</b>	<b>2,439</b>	<b>2,440</b>
Burglary	4,540	4,284	3,758	3,331	3,544
Larceny-Theft	22,221	22,930	22,488	20,540	20,945
Motor Vehicle Theft	3,902	3,871	4,346	3,606	4,162
<b>PROPERTY CRIME</b>	<b>30,663</b>	<b>31,085</b>	<b>30,592</b>	<b>27,477</b>	<b>28,651</b>
<b>TOTAL</b>	<b>32,935</b>	<b>33,522</b>	<b>32,990</b>	<b>29,916</b>	<b>31,091</b>

In 2018, the Honolulu Police Department's Case Report System was used to prepare the following 2018 tabular count data:

- \* All index and non-index crime data except Murder;
- \* Weapon type used in Robbery and Aggravated Assault;
- \* Adult and Juvenile Arrests; and
- \* District and Beat Offenses.



Murder and murder-related counts in Tables 1, 2, and 5 were obtained from the Honolulu Police Department's Homicide Detail. Traffic fatality numbers were provided by the Traffic Division.

All count data, except for Curfew and Runaway in Table 4, were obtained from our department's Case Report System and converted from the National Incident-Based Report System to the Summary Reporting System.

## Table 2: Weapons Used

	2017	2018
<b>Firearms Used</b>		
Murder	3	8
Robbery	145	107
Aggravated Assault	122	128
<b>Knives or Cutting Instruments Used</b>		
Murder	9	5
Robbery	99	85
Aggravated Assault	310	364

## Table 3: Traffic Fatalities

	2017	2018
<b>Traffic Fatalities</b>	47	63

# Statistics (continued)

# 2018

Table 4: Adults and Juveniles Arrested

Offenses	Adults Arrested		Juveniles Arrested		Total	
	2017	2018	2017	2018	2017	2018
Murder	21	35	1	1	22	36
Negligent Homicide	0	0	0	0	0	0
Forcible Rape	51	44	11	7	62	51
Robbery	125	133	50	39	175	172
Aggravated Assault	365	304	26	30	391	334
Burglary	91	120	24	11	115	131
Larceny-Theft	1,439	1,251	331	197	1,770	1,448
Motor Vehicle Theft	28	27	6	8	34	35
<b>TOTAL - PART I</b>	<b>2,120</b>	<b>1,914</b>	<b>449</b>	<b>293</b>	<b>2,569</b>	<b>2,207</b>
Other Assaults	2,116	2,135	314	272	2,430	2,407
Arson	6	18	4	4	10	22
Forgery	47	41	1	1	48	42
Fraud	88	99	2	3	90	102
Embezzlement	0	0	0	0	0	0
Stolen Property	365	398	48	51	413	449
Vandalism	175	40	45	2	220	42
Weapons	50	78	13	6	63	84
Prostitution	81	97	0	0	81	97
Sex Offenses	52	78	28	27	80	105
Drug Laws	736	818	222	213	958	1,031
Gambling	40	44	0	0	40	44
Family Offenses	4	8	0	0	4	8
Driving Under Influence	3,909	3,679	19	9	3,928	3,688
Liquor Laws	269	240	17	13	286	253
Disorderly Conduct	379	316	45	17	424	333
All Other Offenses	4,179	4,724	437	289	4,616	5,013
Curfew			36	36	36	36
Runaway			1,550	1,805	1,550	1,805
<b>TOTAL - PART II</b>	<b>12,496</b>	<b>12,813</b>	<b>2,781</b>	<b>2,748</b>	<b>15,277</b>	<b>15,561</b>
<b>GRAND TOTAL</b>	<b>14,616</b>	<b>14,727</b>	<b>3,230</b>	<b>3,041</b>	<b>17,846</b>	<b>17,768</b>

*Note: The Curfew and Runaway numbers for 2017-2018 were obtained by counting juvenile arrest incidents in the Case Report System.*



## Table 5: Breakdown of Index Crimes

Offenses	2017	2018
<b>Murder</b>	<b>32</b>	<b>24</b>
<b>Forcible Rape</b>	<b>285</b>	<b>333</b>
<b>Robbery</b>		
Highway	342	342
Commercial Establishment	192	125
Service Station	11	10
Convenience Store	60	47
Residence	59	46
Bank	16	14
Miscellaneous	228	219
<b>TOTAL</b>	<b>908</b>	<b>803</b>
<b>Burglary</b>		
Residence: Night	1,059	825
Residence: Day	1,219	1,553
Nonresidence: Night	501	524
Nonresidence: Day	552	642
<b>TOTAL</b>	<b>3,331</b>	<b>3,544</b>
<b>Larceny - Theft by Value</b>		
Over \$200	8,752	10,465
\$50 to \$200	3,496	4,540
Under \$50	8,292	5,940
<b>TOTAL</b>	<b>20,540</b>	<b>20,945</b>
<b>Motor Vehicle Theft</b>	<b>3,606</b>	<b>4,162</b>
<b>GRAND TOTAL</b>	<b>28,702</b>	<b>29,811</b>
<b>Larceny-Theft by Type</b>		
Pocket-Picking	488	274
Purse-Snatching	302	259
Shoplifting	3,437	3,160
From Motor Vehicles	6,603	7,053
Motor Vehicle Accessories	847	1,067
Bicycles	495	679
From Buildings	1,346	1,227
From Coin-Operated Machines	30	35
All Other	6,992	7,191
<b>TOTAL</b>	<b>20,540</b>	<b>20,945</b>
<b>Motor Vehicles Recovered</b>	<b>1,736</b>	<b>1,978</b>

# Index Crime Definitions

Index crime definitions from the Federal Bureau of Investigation's Uniform Crime Reporting Program, Summary Reporting System Manual 1.0, are listed below:

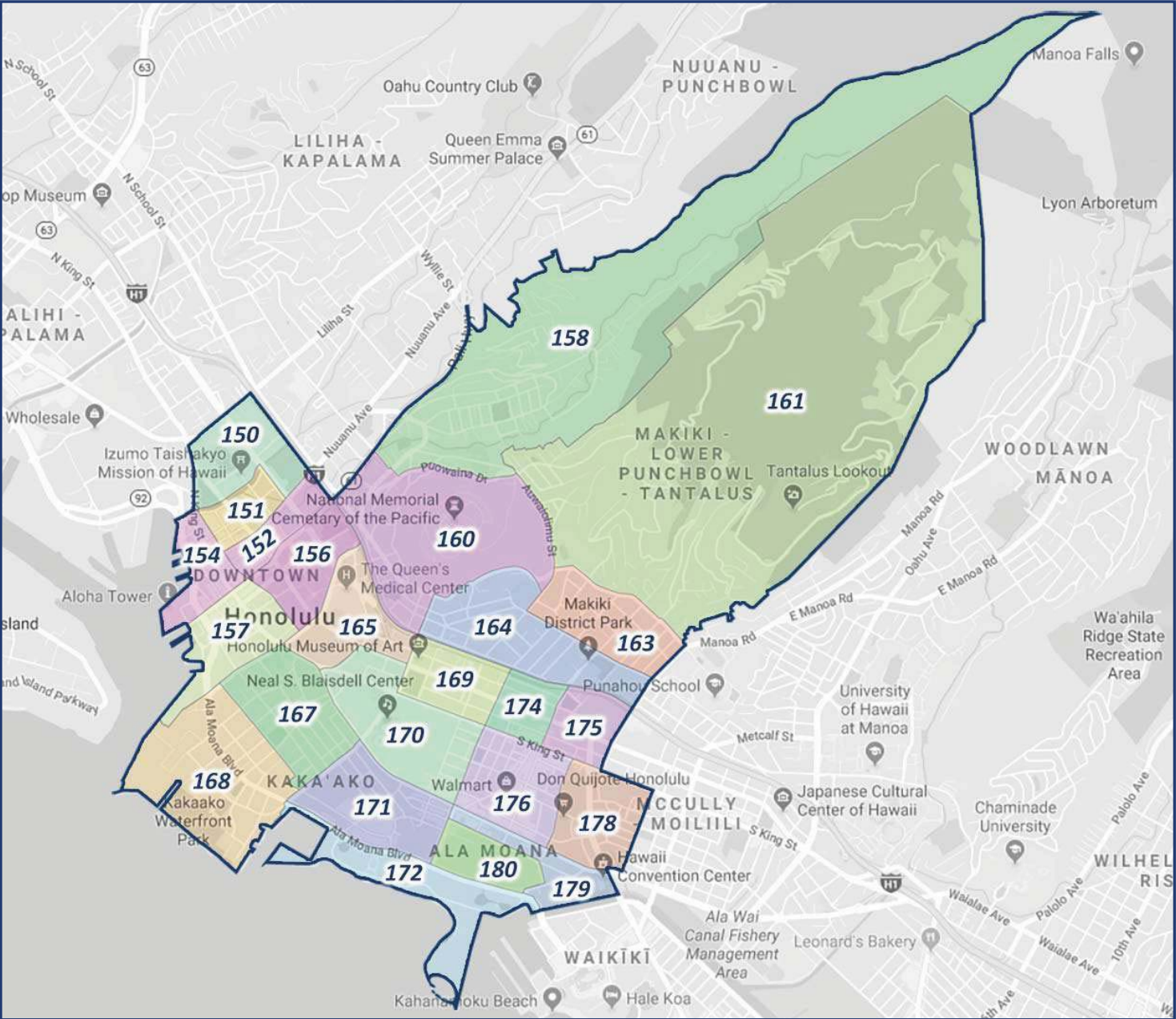
INDEX CRIME	DEFINITION
<b>Murder</b>	The willful (nonnegligent) killing of one human being by another.
<b>Forcible Rape</b>	Penetration, no matter how slight, of the vagina or anus with any body part or object, or oral penetration by a sex organ of another person, without the consent of the victim.
<b>Robbery</b>	The taking or attempted taking of anything of value from the care, custody, or control of a person or persons by force or threat of force or violence and/or by putting the victim in fear.
<b>Aggravated Assault</b>	An unlawful attack by one person upon another for the purpose of inflicting severe or aggravated bodily injury. This type of assault usually is accompanied by the use of a weapon or by means likely to produce death or great bodily harm.
<b>Burglary</b>	The unlawful entry of a structure to commit a felony or a theft.
<b>Larceny-Theft</b>	The unlawful taking, carrying, leading, or riding away of property from the possession or constructive possession of another.
<b>Motor Vehicle Theft</b>	The theft or attempted theft of a motor vehicle.



Offenses by Beat 2018

District 1

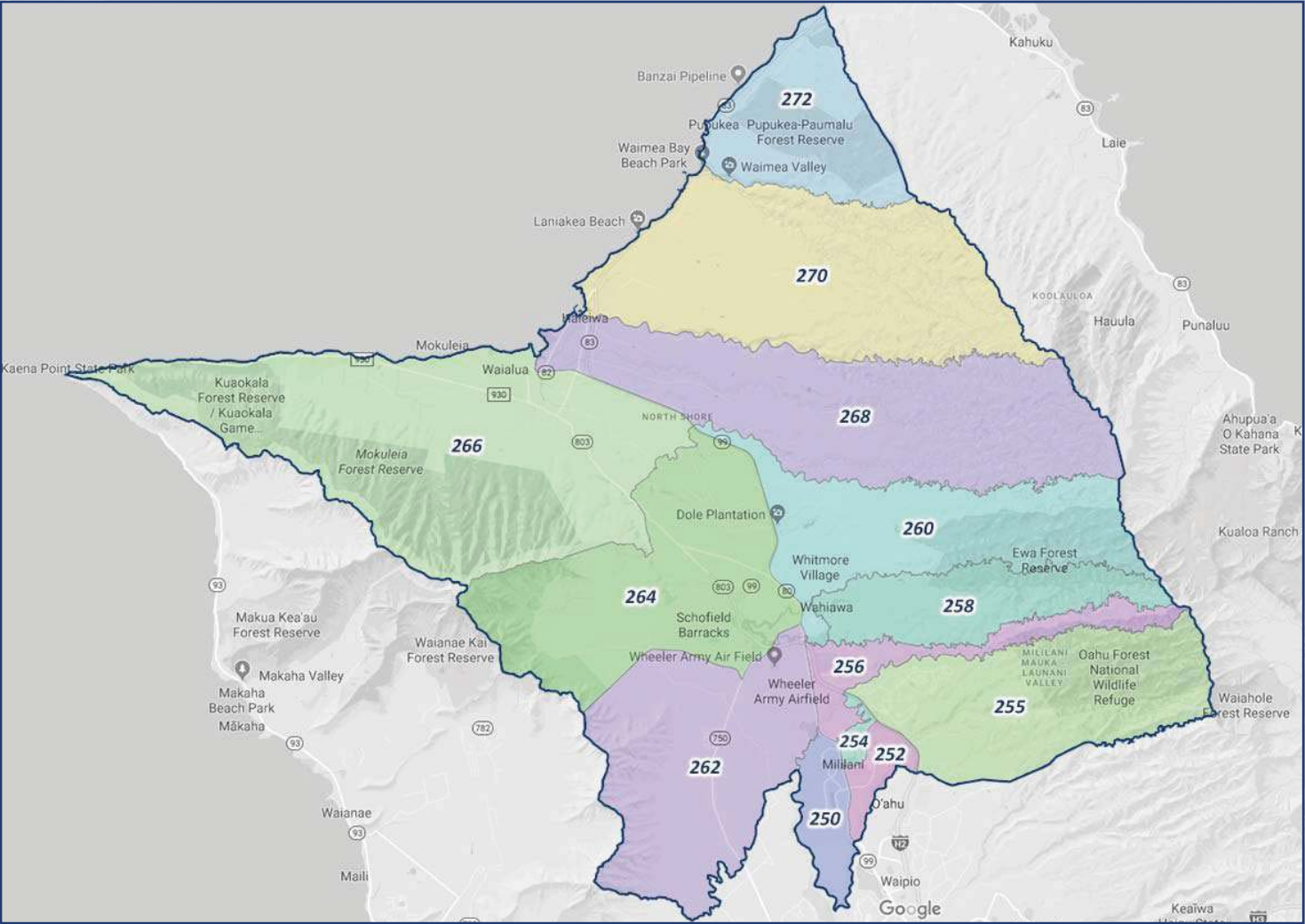
BEAT	MURDER		RAPE		ROBBERY		AGGRAVATED ASSAULT		BURGLARY		LARCENY		AUTO THEFT		TOTAL	
	2017	2018	2017	2018	2017	2018	2017	2018	2017	2018	2017	2018	2017	2018	2017	2018
150	0	0	3	4	17	11	21	20	51	27	174	177	25	36	291	275
151	1	2	1	3	21	26	20	21	22	8	234	203	12	19	311	282
152	0	0	4	1	19	11	6	10	14	12	162	176	20	29	225	239
154	0	1	11	16	24	37	21	25	6	15	414	375	18	40	494	509
156	0	1	5	1	8	12	7	14	7	5	92	101	8	18	127	152
157	0	0	0	0	6	6	2	5	4	6	89	115	9	9	110	141
158	1	0	0	0	1	0	3	1	28	18	78	62	13	20	124	101
160	0	0	2	1	11	4	6	11	25	23	157	114	41	42	242	195
161	0	1	5	0	1	5	2	6	16	31	156	148	9	18	189	209
163	0	0	3	2	1	5	10	6	18	22	83	96	32	48	147	179
164	0	1	6	2	9	6	14	10	34	33	154	190	55	85	272	327
165	2	0	7	1	7	5	8	7	9	5	141	100	17	17	191	135
167	0	0	4	1	4	4	9	9	11	20	186	181	24	22	238	237
168	0	0	4	3	4	5	3	5	8	10	111	130	18	15	148	168
169	1	0	0	1	7	9	6	7	17	20	107	119	11	26	149	182
170	0	0	4	5	4	8	10	6	26	19	147	148	14	10	205	196
171	0	0	4	2	10	8	7	11	23	16	287	285	25	35	356	357
172	0	0	2	1	2	7	15	3	3	2	158	110	15	19	195	142
174	0	0	2	0	7	10	12	10	22	14	133	159	16	19	192	212
175	0	0	3	1	2	5	5	5	13	20	112	112	5	17	140	160
176	0	0	0	3	26	19	23	23	42	35	641	590	57	54	789	724
178	0	1	4	3	12	20	16	15	34	24	265	293	42	44	373	400
179	0	1	3	2	24	13	11	10	27	22	225	188	8	14	298	250
180	0	0	0	2	26	27	11	6	17	21	949	940	60	40	1,063	1,036
TOTAL	5	8	77	55	253	263	248	246	477	428	5,255	5,112	554	696	6,869	6,808





District 2

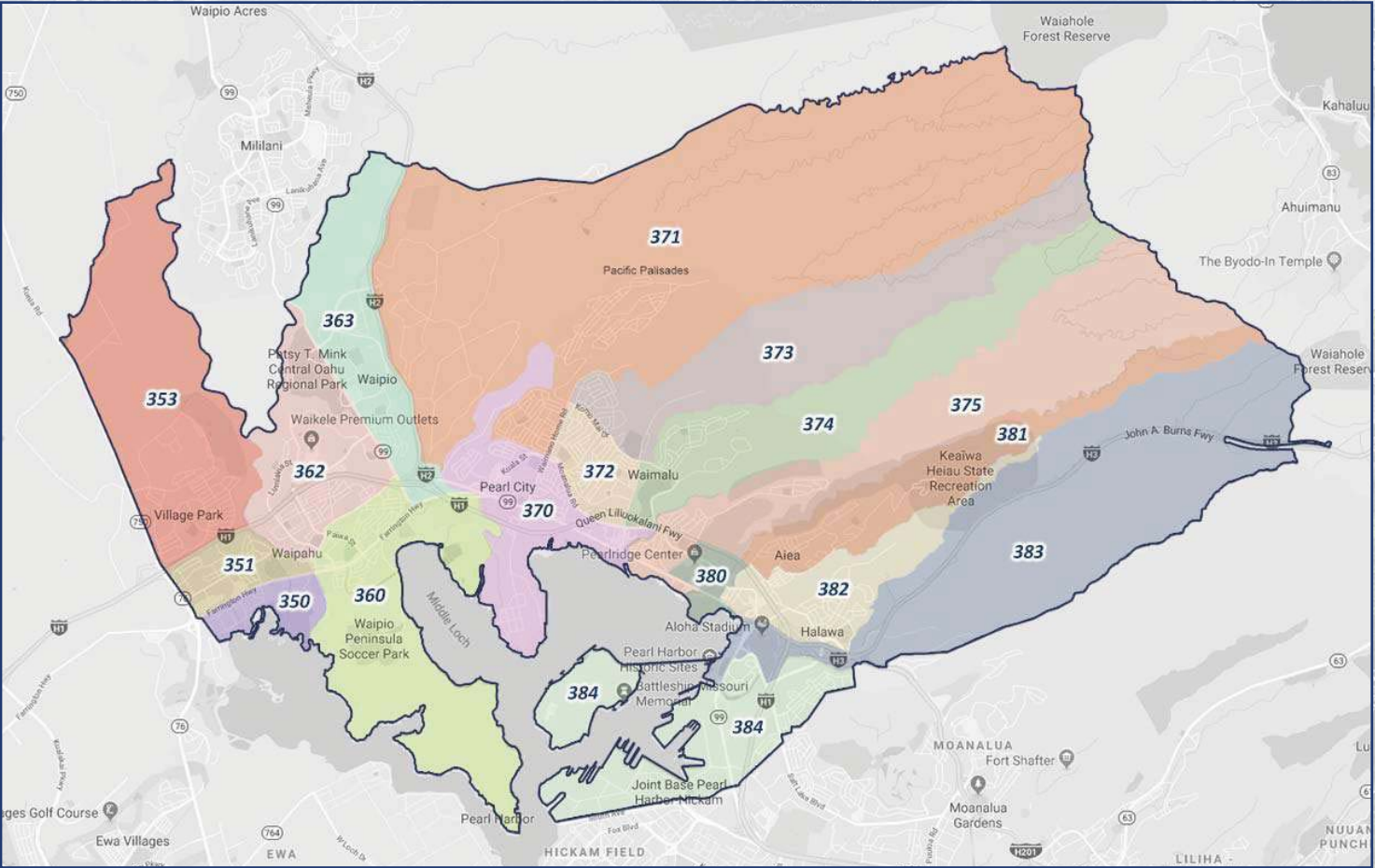
BEAT	MURDER		RAPE		ROBBERY		AGGRAVATED ASSAULT		BURGLARY		LARCENY		AUTO THEFT		TOTAL	
	2017	2018	2017	2018	2017	2018	2017	2018	2017	2018	2017	2018	2017	2018	2017	2018
250	0	0	0	3	3	1	5	5	56	58	131	113	36	30	231	210
252	0	0	4	2	10	4	5	0	36	29	261	163	44	35	360	233
254	0	0	2	0	6	4	5	8	27	18	124	122	24	23	188	175
255	0	0	9	3	2	0	7	8	16	13	82	80	20	13	136	117
256	1	0	2	6	1	2	8	13	12	21	55	68	29	29	108	139
258	0	0	9	11	0	0	12	9	37	39	106	89	11	8	175	156
260	0	1	14	2	11	4	19	19	26	34	197	202	27	29	294	291
262	0	0	0	1	4	3	14	12	25	33	94	88	18	28	155	165
264	1	0	9	18	0	4	12	8	17	16	72	92	20	26	131	164
266	1	0	4	3	10	1	9	10	31	31	166	146	23	29	244	220
268	0	1	2	0	2	2	5	1	9	12	121	93	8	12	147	121
270	0	1	2	1	3	2	4	3	8	12	191	157	13	11	221	187
272	1	0	6	0	3	4	15	8	17	28	213	219	45	35	300	294
TOTAL	4	3	63	50	55	31	120	104	317	344	1,813	1,632	318	308	2,690	2,472





District 3

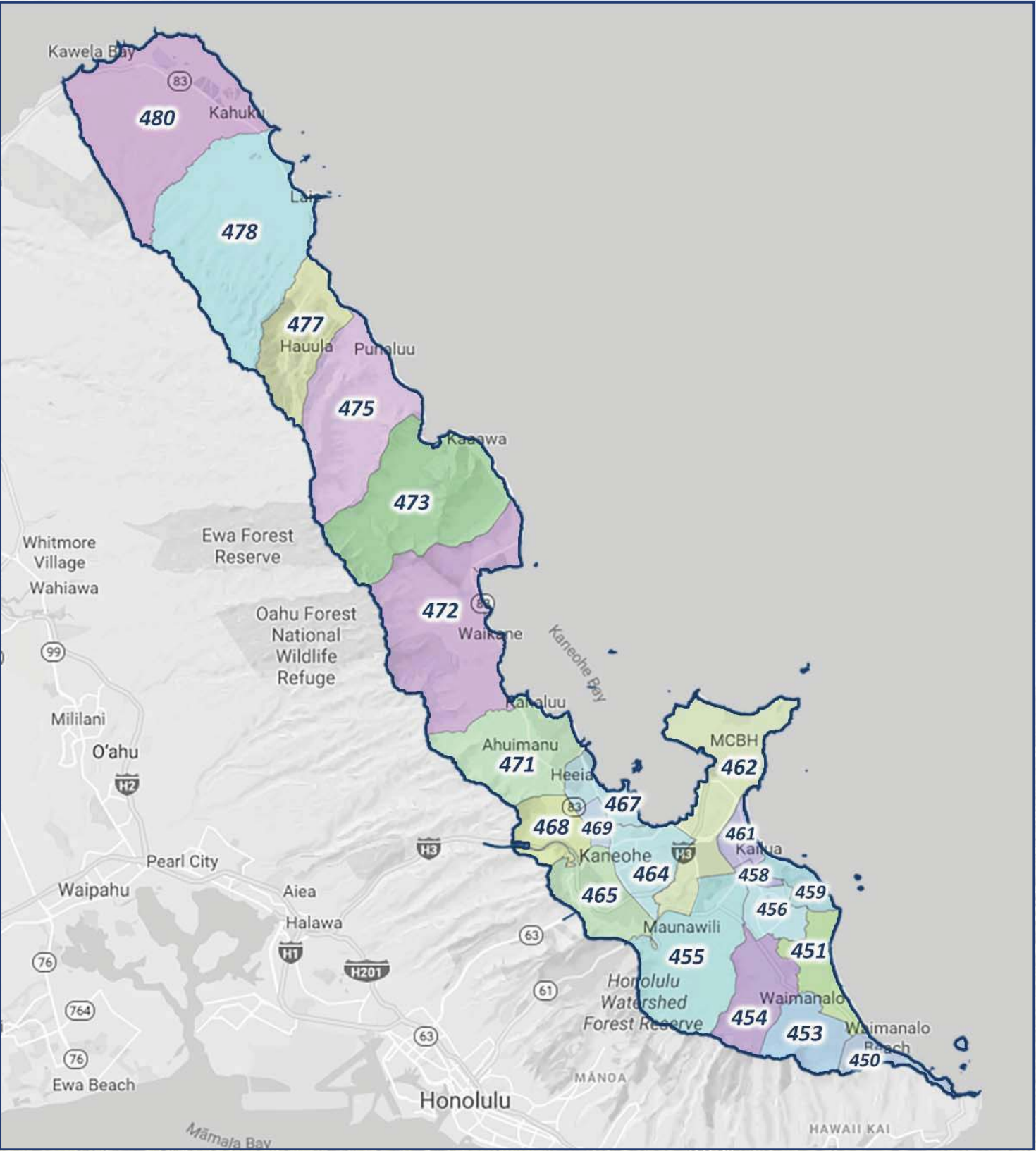
BEAT	MURDER		RAPE		ROBBERY		AGGRAVATED ASSAULT		BURGLARY		LARCENY		AUTO THEFT		TOTAL	
	2017	2018	2017	2018	2017	2018	2017	2018	2017	2018	2017	2018	2017	2018	2017	2018
350	0	0	0	0	8	12	11	6	17	10	119	82	14	19	169	129
351	0	0	4	10	24	10	18	29	50	32	262	204	62	44	420	329
353	1	0	2	2	5	2	8	3	22	22	205	162	68	39	311	230
360	0	1	3	4	12	5	13	13	58	29	225	147	54	50	365	249
362	0	1	5	6	9	7	12	9	49	31	340	278	76	46	491	378
363	0	0	0	2	3	3	8	6	51	38	234	213	64	51	360	313
370	0	0	11	6	10	9	12	10	38	25	431	458	51	52	553	560
371	0	0	3	1	1	1	8	4	34	29	84	69	18	10	148	114
372	0	1	0	5	0	4	9	4	21	38	76	85	17	31	123	168
373	0	0	0	3	0	1	2	3	24	31	66	84	14	17	106	139
374	0	0	0	2	15	9	9	8	32	41	315	277	39	33	410	370
375	0	0	0	2	8	8	6	10	28	42	185	141	40	29	267	232
380	0	0	2	5	16	17	5	10	23	21	457	343	59	42	562	438
381	0	0	0	1	1	2	3	0	17	27	49	59	12	8	82	97
382	1	0	0	4	6	1	10	8	43	36	150	170	24	32	234	251
383	0	0	2	5	3	3	1	5	20	22	69	98	11	15	106	148
384	0	1	7	11	9	10	8	20	20	44	220	255	21	39	285	380
TOTAL	2	4	39	69	130	104	143	148	547	518	3,487	3,125	644	557	4,992	4,525





District 4

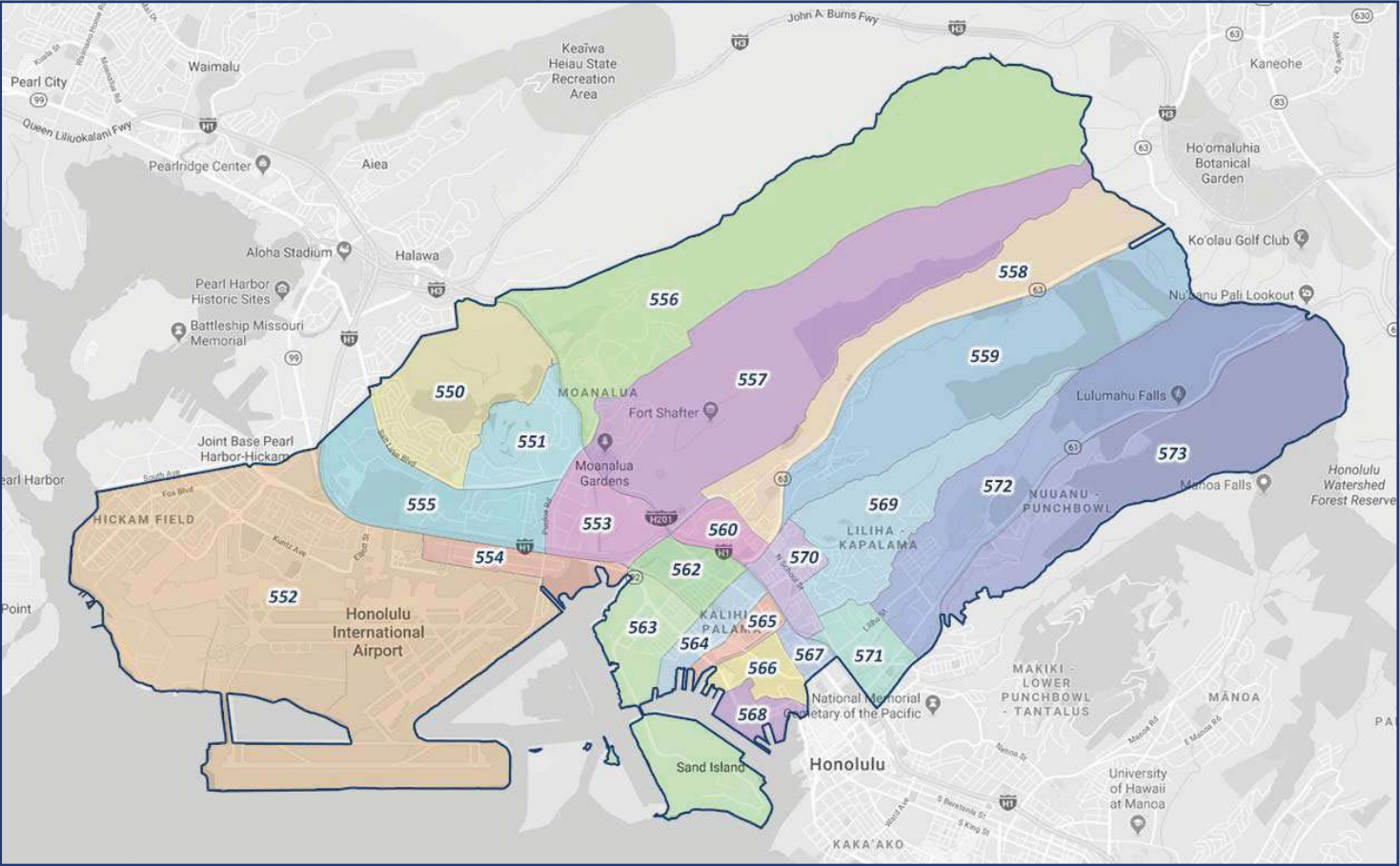
BEAT	MURDER		RAPE		ROBBERY		AGGRAVATED ASSAULT		BURGLARY		LARCENY		AUTO THEFT		TOTAL	
	2017	2018	2017	2018	2017	2018	2017	2018	2017	2018	2017	2018	2017	2018	2017	2018
450	0	0	3	3	3	7	12	6	15	12	132	132	12	11	177	171
451	0	0	2	0	0	1	5	6	11	8	75	98	6	8	99	121
453	0	0	4	1	1	1	7	3	11	9	58	58	7	6	88	78
454	0	0	0	1	1	1	2	2	5	15	40	37	10	5	58	61
455	0	0	1	2	1	1	13	4	21	24	67	73	7	5	110	109
456	0	0	2	0	2	0	5	4	25	37	81	104	12	11	127	156
458	1	0	4	1	4	4	17	7	20	21	245	297	24	15	315	345
459	0	0	0	1	5	9	8	6	19	20	136	162	11	13	179	211
461	0	0	1	2	1	3	10	1	29	35	114	86	16	13	171	140
462	0	0	5	5	2	0	5	8	23	22	73	59	17	11	125	105
464	1	0	6	6	7	4	7	7	19	42	153	129	23	11	216	199
465	0	0	1	0	3	0	5	2	14	14	31	47	7	3	61	66
467	0	0	4	2	3	3	3	4	24	29	151	124	20	31	205	193
468	0	0	6	1	0	0	2	4	9	17	42	47	12	7	71	76
469	0	0	0	2	4	3	13	8	17	14	185	151	40	29	259	207
471	0	1	5	1	2	2	4	5	29	35	108	110	23	19	171	173
472	0	0	2	4	2	1	7	1	16	23	85	67	9	11	121	107
473	0	0	0	1	0	1	2	2	7	7	51	55	3	3	63	69
475	0	0	0	2	2	1	2	1	6	13	33	30	0	8	43	55
477	0	1	1	5	1	3	3	6	13	20	70	59	8	6	96	100
478	0	0	3	4	1	0	4	5	19	31	142	171	19	19	188	230
480	0	0	4	1	2	1	7	5	27	10	120	107	9	8	169	132
TOTAL	2	2	54	45	47	46	143	97	379	458	2,192	2,203	295	253	3,112	3,104





District 5

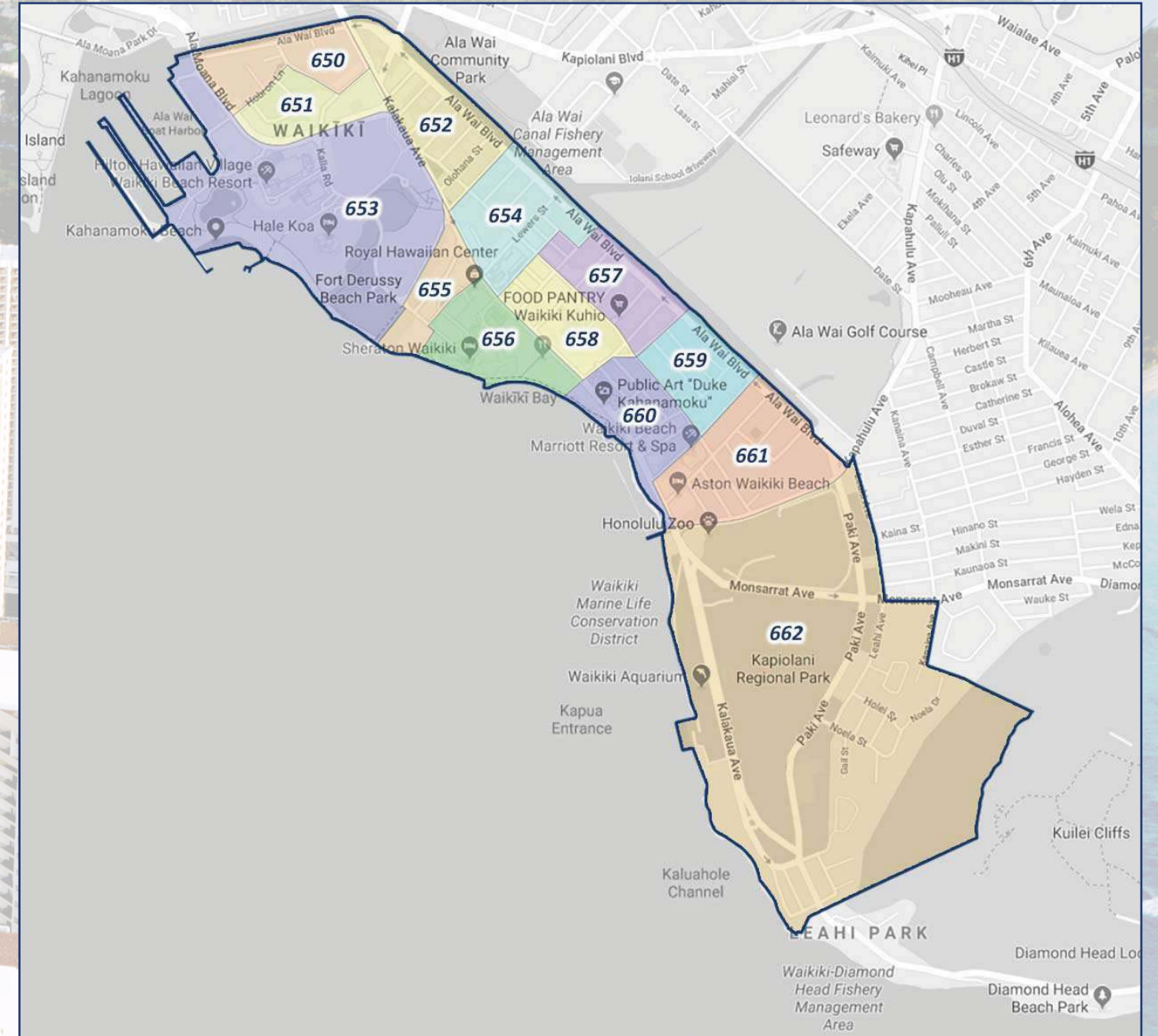
BEAT	MURDER		RAPE		ROBBERY		AGGRAVATED ASSAULT		BURGLARY		LARCENY		AUTO THEFT		TOTAL	
	2017	2018	2017	2018	2017	2018	2017	2018	2017	2018	2017	2018	2017	2018	2017	2018
550	1	0	0	1	7	6	5	6	25	20	101	120	32	38	171	191
551	0	0	1	2	3	3	7	7	10	10	101	105	52	53	174	180
552	0	0	1	1	0	1	4	4	3	9	112	143	41	33	161	191
553	0	0	0	2	3	1	6	1	9	10	93	103	20	39	131	156
554	0	0	2	2	0	2	2	8	14	17	88	104	22	22	128	155
555	0	0	2	4	2	1	8	3	33	26	173	144	26	30	244	208
556	0	1	6	4	3	1	9	6	8	19	73	70	24	17	123	118
557	0	0	1	0	4	3	2	8	10	15	42	39	1	9	60	74
558	0	0	1	3	16	7	9	7	18	23	122	136	6	12	172	188
559	1	0	3	2	2	6	9	11	25	22	73	103	23	15	136	159
560	0	0	9	1	9	17	20	24	36	25	102	110	13	14	189	191
562	1	0	2	0	15	14	11	17	18	25	183	203	21	35	251	294
563	0	1	4	4	7	3	9	7	30	19	164	188	32	55	246	277
564	0	0	1	1	7	17	5	9	15	14	180	186	13	31	221	258
565	1	0	0	0	7	13	6	9	11	15	129	146	13	42	167	225
566	2	0	5	2	11	18	24	32	49	30	285	371	32	36	408	489
567	0	0	2	0	5	11	17	16	41	40	165	262	22	23	252	352
568	0	0	1	2	6	13	7	9	10	3	145	130	5	10	174	167
569	0	0	2	0	1	4	4	5	29	29	93	102	15	21	144	161
570	0	0	1	0	9	14	14	6	21	38	151	162	25	31	221	251
571	0	0	4	4	10	12	14	13	46	48	249	246	19	43	342	366
572	0	0	3	4	0	2	3	2	17	21	78	66	6	9	107	104
573	0	0	2	2	0	2	0	2	21	19	71	125	4	12	98	162
TOTAL	6	2	53	41	127	171	195	212	499	497	2,973	3,364	467	630	4,320	4,917





# District 6

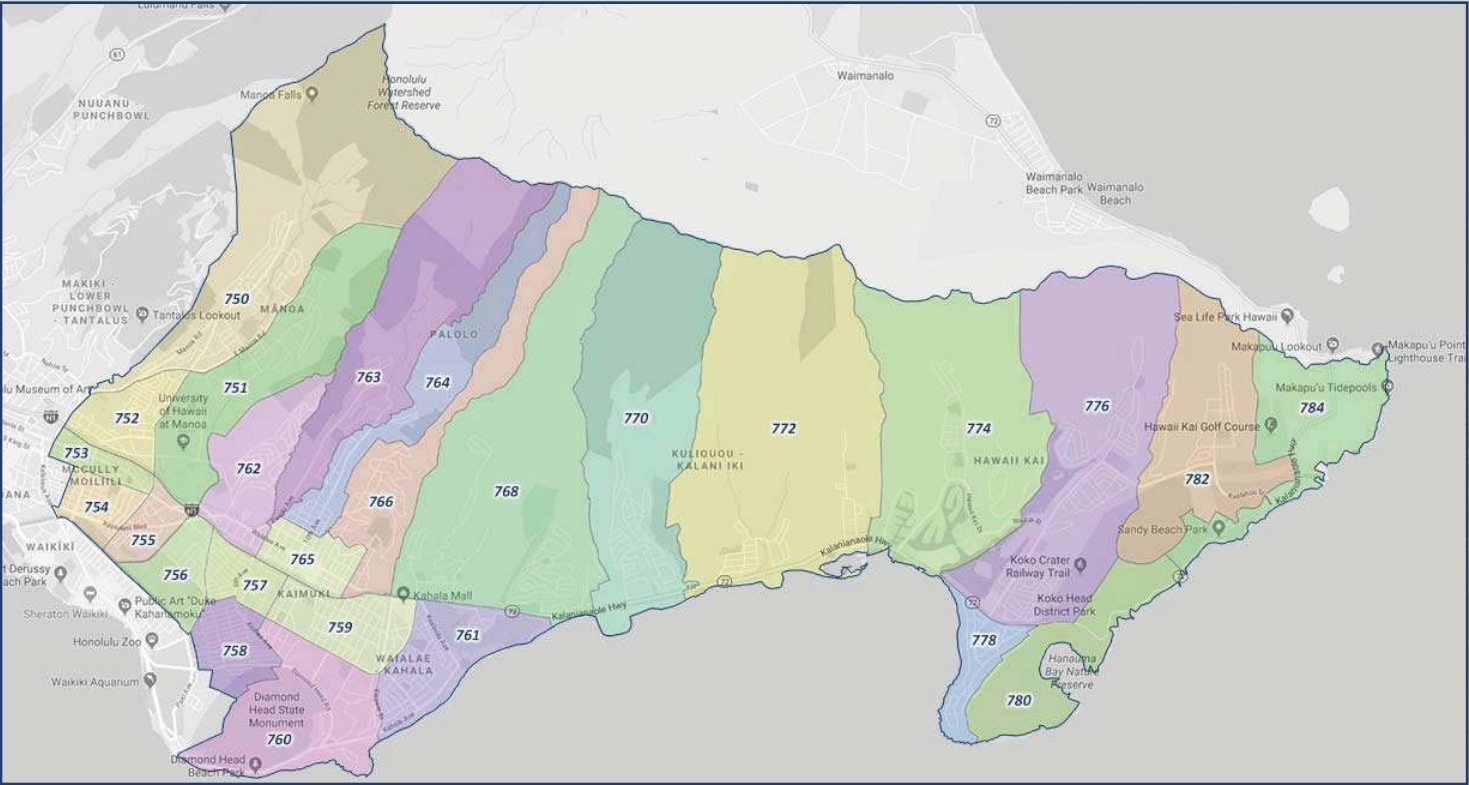
BEAT	MURDER		RAPE		ROBBERY		AGGRAVATED ASSAULT		BURGLARY		LARCENY		AUTO THEFT		TOTAL	
	2017	2018	2017	2018	2017	2018	2017	2018	2017	2018	2017	2018	2017	2018	2017	2018
650	0	0	1	3	3	1	8	5	9	7	87	60	18	21	126	97
651	1	0	6	3	6	5	9	8	8	10	109	152	12	19	151	197
652	0	1	8	5	8	8	4	5	4	11	150	167	16	22	190	219
653	0	0	1	3	11	5	10	15	28	33	346	414	24	27	420	497
654	2	0	5	1	13	17	24	23	13	8	225	195	12	20	294	264
655	0	0	3	0	3	4	0	2	16	11	148	115	2	10	172	142
656	0	0	3	1	3	8	4	5	5	11	333	345	4	11	352	381
657	1	0	5	8	22	14	13	19	16	19	183	224	15	37	255	321
658	0	0	1	2	9	5	12	11	7	5	303	301	5	8	337	332
659	1	0	3	0	3	3	3	2	7	11	68	76	8	25	93	117
660	0	0	3	13	11	7	11	20	11	13	413	376	7	16	456	445
661	0	0	2	4	12	5	9	14	11	14	251	244	10	28	295	309
662	0	0	1	4	8	4	2	5	11	18	164	138	15	20	201	189
TOTAL	5	1	42	47	112	86	109	134	146	171	2,780	2,807	148	264	3,342	3,510





District 7

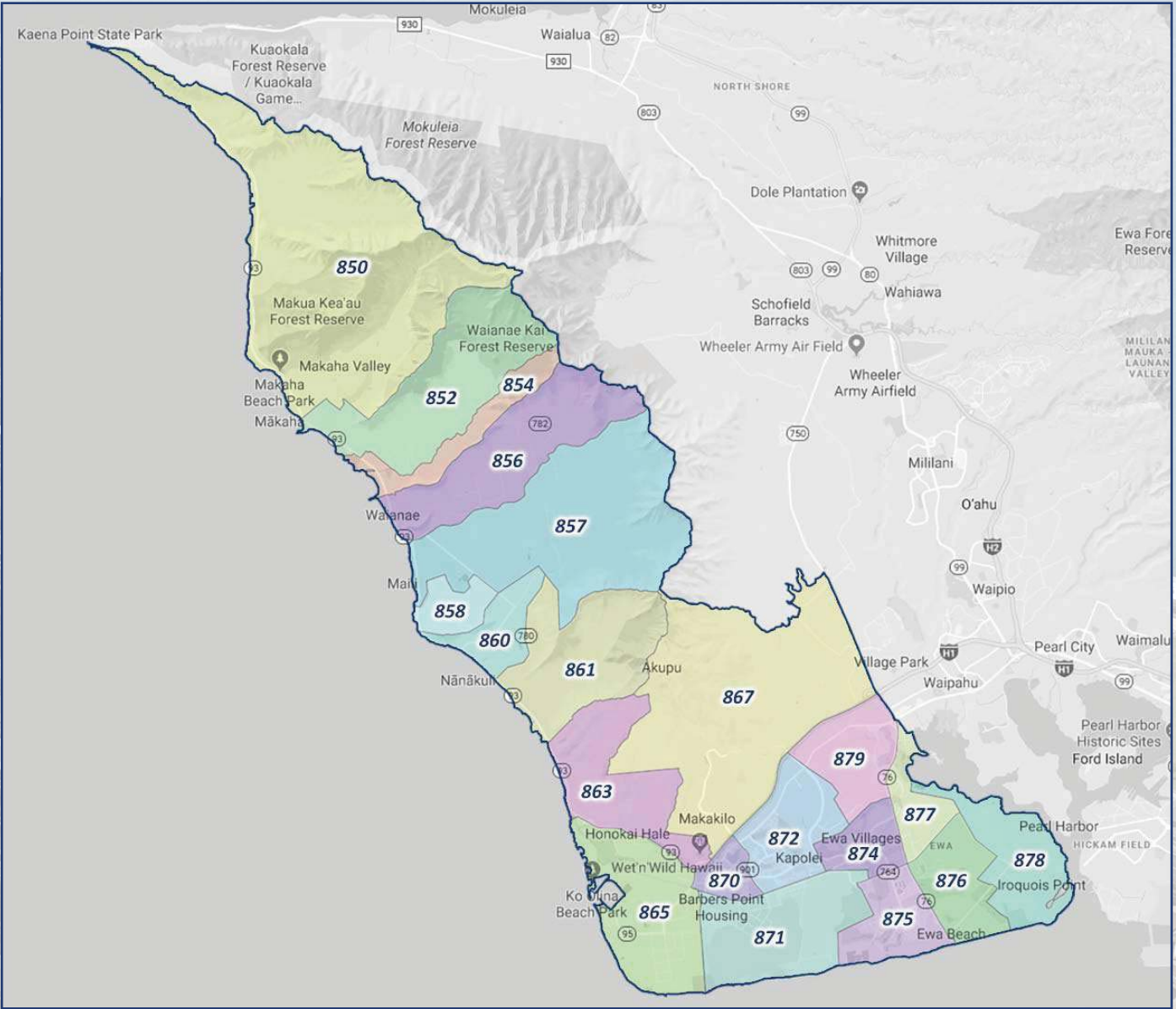
BEAT	MURDER		RAPE		ROBBERY		AGGRAVATED ASSAULT		BURGLARY		LARCENY		AUTO THEFT		TOTAL	
	2017	2018	2017	2018	2017	2018	2017	2018	2017	2018	2017	2018	2017	2018	2017	2018
750	0	0	1	1	0	0	2	3	36	68	47	72	5	10	91	154
751	0	0	5	0	10	4	3	0	37	62	178	196	23	66	256	328
752	0	0	4	1	0	1	5	2	33	30	106	93	22	29	170	156
753	0	0	5	3	7	3	9	15	38	23	179	206	21	38	259	288
754	0	0	9	4	19	11	17	17	64	54	232	249	49	86	390	421
755	0	0	2	5	2	5	7	7	25	33	163	152	26	61	225	263
756	0	0	2	0	5	7	2	6	19	14	133	154	10	18	171	199
757	0	0	1	0	0	3	3	6	29	39	64	74	11	21	108	143
758	0	0	6	1	5	2	2	7	29	57	72	83	10	28	124	178
759	0	0	4	3	7	3	2	1	38	28	151	140	12	27	214	202
760	0	0	1	1	8	0	1	3	17	37	140	93	20	17	187	151
761	0	0	1	0	3	1	0	0	35	33	51	65	6	10	96	109
762	0	0	0	13	8	6	7	0	45	47	133	141	22	34	215	241
763	0	0	0	4	3	2	6	7	41	36	83	68	8	14	141	131
764	0	0	0	0	0	0	6	5	26	23	60	66	11	18	103	112
765	0	0	0	0	1	5	3	3	38	34	97	96	16	17	155	155
766	0	0	4	1	1	0	1	3	49	25	45	38	11	12	111	79
768	0	0	0	0	1	0	0	4	36	40	93	76	17	11	147	131
770	0	0	1	1	1	0	3	0	23	19	48	54	4	7	80	81
772	0	0	4	2	1	2	1	3	25	17	53	41	5	8	89	73
774	0	0	2	2	4	1	6	5	25	26	100	111	12	16	149	161
776	0	0	0	1	0	0	2	5	19	18	70	94	12	7	103	125
778	0	0	0	2	0	0	1	1	11	9	24	28	0	1	36	41
780	0	0	0	0	0	0	0	0	0	0	76	54	0	1	76	55
782	0	0	0	2	1	0	0	1	11	10	35	40	3	6	50	59
784	0	0	0	0	2	0	3	2	1	0	84	79	0	3	90	84
TOTAL	0	0	52	47	89	56	92	106	750	782	2,517	2,563	336	566	3,836	4,120





District 8

BEAT	MURDER		RAPE		ROBBERY		AGGRAVATED ASSAULT		BURGLARY		LARCENY		AUTO THEFT		TOTAL	
	2017	2018	2017	2018	2017	2018	2017	2018	2017	2018	2017	2018	2017	2018	2017	2018
850	0	0	8	2	7	8	15	14	26	28	235	261	27	20	318	333
852	0	1	4	6	9	6	21	22	33	31	194	173	23	26	284	265
854	0	0	5	2	7	7	35	24	43	43	275	198	32	15	397	289
856	0	0	7	11	10	4	21	17	44	36	208	191	28	33	318	292
857	1	0	3	4	8	2	18	12	21	24	86	102	10	28	147	172
858	0	0	3	2	4	7	10	6	26	28	112	107	19	39	174	189
860	0	0	1	5	5	4	25	5	29	18	117	93	19	16	196	141
861	1	1	8	0	10	5	22	16	29	13	224	160	31	23	325	218
863	0	0	1	0	0	0	1	4	1	4	55	66	13	18	71	92
865	0	0	3	4	5	5	8	10	47	46	302	310	55	46	420	421
867	0	0	3	13	5	2	15	13	39	27	127	118	60	35	249	208
870	0	0	4	3	15	12	10	8	29	39	278	305	53	35	389	402
871	0	0	3	2	3	2	12	6	53	37	147	122	44	46	262	215
872	1	0	5	4	18	6	12	14	44	50	380	445	83	70	543	589
874	0	0	9	6	5	7	14	8	38	32	146	121	54	30	266	204
875	0	1	4	6	7	4	18	15	67	57	291	192	42	29	429	304
876	0	1	5	6	8	5	17	17	27	29	113	99	12	25	182	182
877	0	0	4	4	3	0	2	2	9	18	72	56	27	20	117	100
878	0	0	1	1	0	0	2	1	5	4	43	43	1	6	52	55
879	0	0	0	2	2	1	6	6	5	14	35	24	12	5	60	52
TOTAL	3	4	81	83	131	87	284	220	615	578	3,440	3,186	645	565	5,199	4,723





# A look back at 2018





**Production**  
Information Technology Division

**Graphics**  
Scientific Investigation Section  
Graphic Arts Unit

**Photography**  
Mr. Duane Ikeda  
Contributing HPD Elements

**2018**  
**HPD Annual Report Cover Photo**  
Captain Gail Beckley  
Criminal Investigation Division

This annual report can also be found  
at:

**[honolulu.hpd.org](http://honolulu.hpd.org)**







*The community and the HPD working together  
to make our island safe.*

