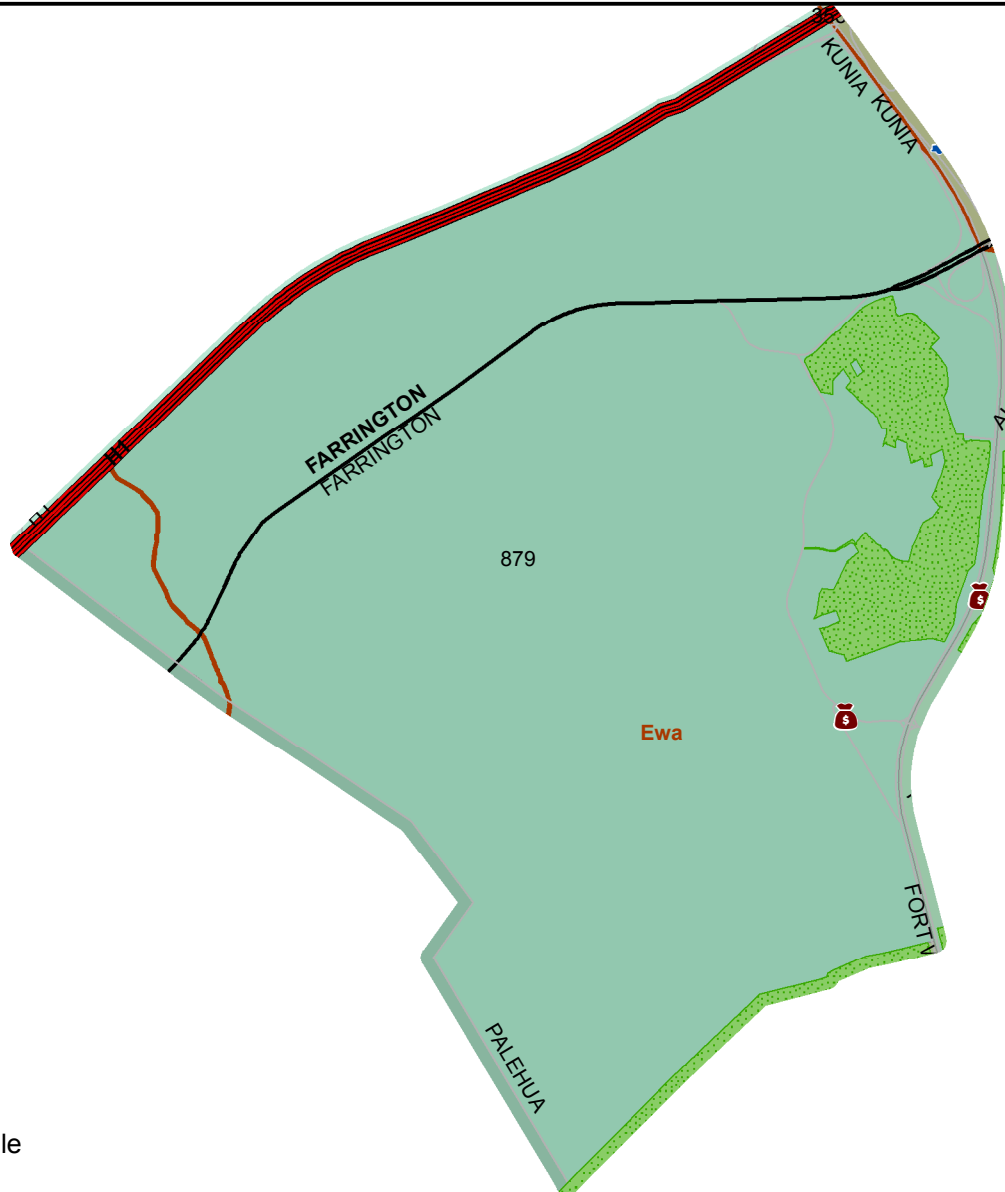










Honolulu Police Department - 4/28/2012 to 5/11/2012

District 8, Beat 879



0 1 Mile

- | | |
|--|--|
|  Auto Theft Recovery |  Motor Vehicle Theft |
|  Burglary |  Theft |
|  Graffiti |  Unauthorized Entry Motor Vehicle |
|  Parks |  Neighborhood Boards |
- [www.honolulupd.org/statistics](http://www.honolulu.honolulupd.org/statistics)

Note: This map shows initial calls for service to the Honolulu Police Department regarding Auto Theft Recovery, Motor Vehicle Theft, Unauthorized Entry into a Motor Vehicle, Burglary, Theft, and Graffiti type incidents during the time period listed above. The initial classifications are subject to change.

Source: Computer Aided Dispatch System
Created by the HPD Information Technology Division

